





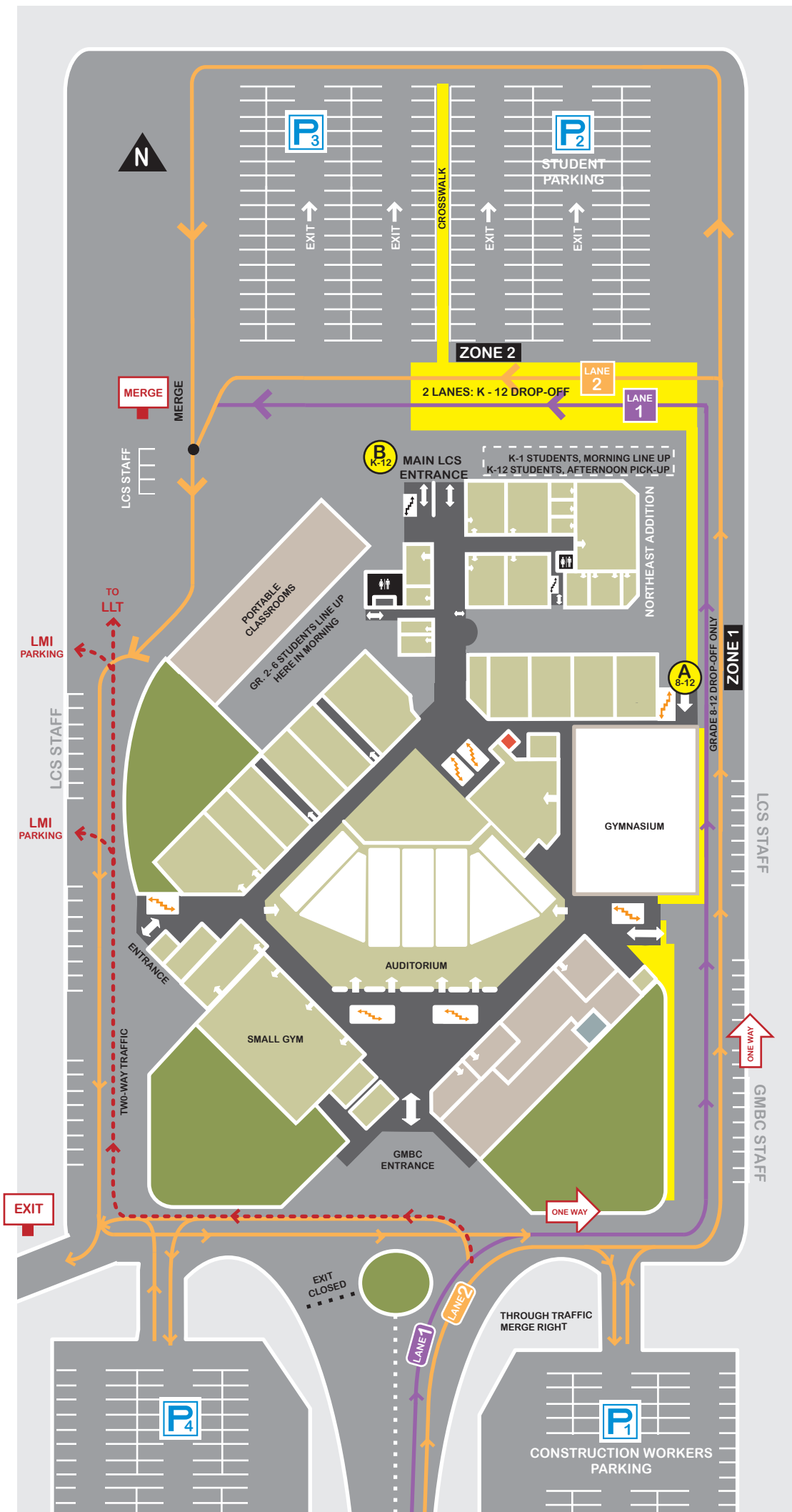


# KEY

	<b>LANE 1</b> (DROP-OFF)
	<b>LANE 2</b> (DROP-OFF & THROUGH TRAFFIC)
	<b>LINDENHOLM TRAFFIC</b> (RESIDENTS ONLY)
	<b>PEDESTRIAN LANES</b>
	<b>EXIT/ENTRANCE</b> A, B
	<b>PARKING</b> 1, 2, 3, 4



P<sub>3</sub>

P<sub>2</sub>

STUDENT PARKING

ZONE 2

2 LANES: K - 12 DROP-OFF

LANE 2

LANE 1

B  
K-12

MAIN LCS ENTRANCE

K-1 STUDENTS, MORNING LINE UP  
K-12 STUDENTS, AFTERNOON PICK-UP

NORTHEAST ADDITION

MERGE

LCS STAFF

PORTABLE CLASSROOMS

GR. 2-8 STUDENTS LINE UP  
HERE IN MORNING

A  
8-12

GRADE 8-12 DROP-OFF ONLY

ZONE 1

LCS STAFF

GYMNASIUM

AUDITORIUM

SMALL GYM

GMBC ENTRANCE

ONE WAY

GMBC STAFF

ENTRANCE

TWO-WAY TRAFFIC

ONE WAY

EXIT CLOSED

THROUGH TRAFFIC  
MERGE RIGHT

LANE 2

LANE 1

P<sub>4</sub>

P

CONSTRUCTION WORKERS PARKING

LMI PARKING

LMI PARKING

EXIT